






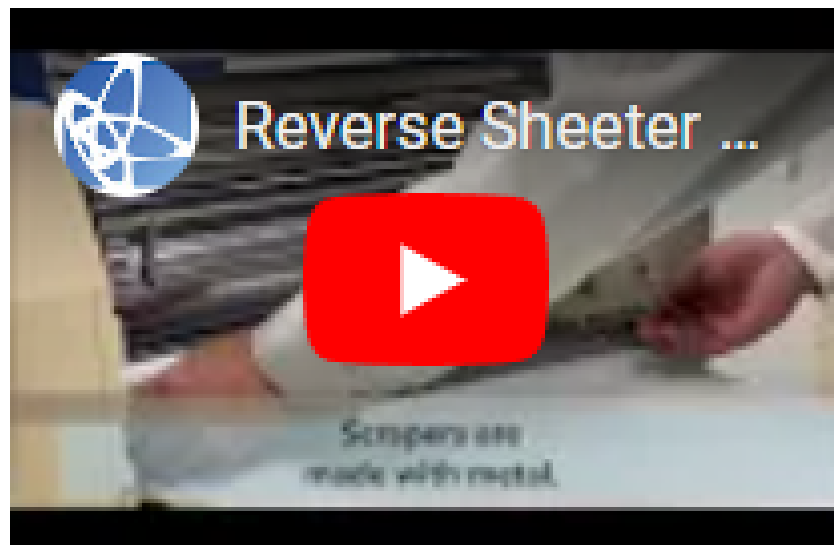



Product index

		KR16	KR25	KR4330
Image of the Reverse Sheeter				
Regular Price		JPY 940,000	JPY 1,160,000	JPY 1,380,000
Dimension		W2300×D650×H1012(mm)	W2230×D690×H1050(mm)	W2247×D788×H1100(mm)
Safety Cover	Length	205mm	248mm	248mm
	How to fix when opened	Unable to fix ★☆☆	Fixed by manual when opened ★★★	Fixed automatically when opened ★★★★
	Range as cover opened (difficulty to clean)	Narrow ★☆☆	Normal ★★★	Wide ★★★★
Rollers	Diameter	φ120	φ120	φ120
	Gap of rollers	0.5~16.5mm ★☆☆	0.3~25mm ★★★	0.5~30mm ★★★★
	Visibility of Scales	Scale fixed (Upward Handle) ★☆☆	Scale fixed ★★★	Needle fixed ★★★★
	Picture			
Scrapers	Material	Polycarbonate	Metal	Resin
	Assemble / Dispart	Integrated ★☆☆	Seperated with top and bottom ★★★	Integrated (by one-touch method) ★★★★
	Video			
Exterior		Painting ★☆☆	Painting ★☆☆	Exterior with SUS ★★★★
Change the speed of conveyor		Unable to change the speed ★☆☆	Unable to change the speed ★☆☆	Able to change the speed of infeed conveyor ★★★★
Dough Tray		X (Option) ★☆☆	Aluminum tray ★★★	SUS tray ★★★★
Strength of Conveyor		Supported nothing ★☆☆	Supported ★★★	Supported ★★★
Image of the Reverse Sheeter when conveyors folded		